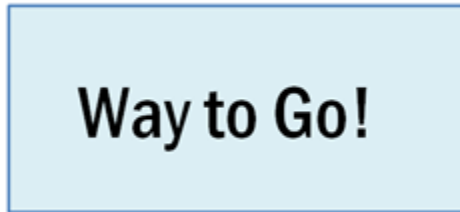


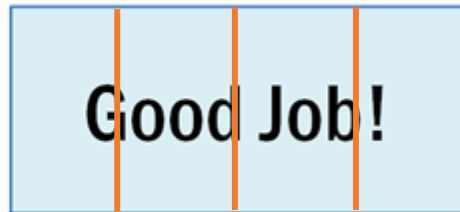
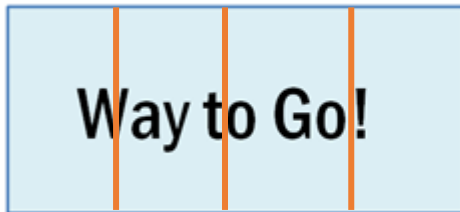
Possible Solution

You may need paper and pencil to complete this activity.

Your class is having a party for meeting their reading goal! Your teacher made two sheet cakes for the party as shown below.



a) On your paper, draw the cakes and lines to cut each cake into fourths.



b) If one cake represents a whole, write a sentence to describe the number of fourths in one cake.

There are four-fourths in one whole cake.

c) There are 7 students in your class and each student ate one-fourth of a whole cake. Shade in and count how much cake was eaten by your class. Then describe how you counted and how much cake was eaten by your class.



I shaded in 7 pieces and counted. One-fourth, two-fourths, three-fourths, one whole, one and one-fourth, one and two-fourths, one and three-fourths. One and three-fourths cakes were eaten.

d) Can you tell from your model how much cake is left for the teacher?

There is one unshaded piece, so there is one-fourth of a cake left for the teacher.